

MINI EXCAVATOR



TRACK ROLLER • CARRIER ROLLER



MINI EXCAVATOR

IDLER • SPROCKET





MINI EXCAVATOR MODEL TABLE

KOMATSU	CATERPILLAR	HITACHI	VOLVO
PC10	CAT300.9D	CAT305ECR	EX5
PC12	CAT301.4C	CAT305E2	EX8
PC20-3	CAT301.5	CAT305E2CR	EX12
PC20-5	CAT301.6C	CAT305.5D	EX17
PC27-MR	CAT301.7D	CAT305.5DCR	EX20
PC28UU-3	CAT301.8C	CAT305.5E	EX22
PC30MR-1	CAT302.2D	CAT305.5ECR	EX20UR-1/2
PC30MRX-1	CAT302.4D	CAT306	EX25-1/2
PC30UU-3	CAT302.5C	CAT306CR	EX27U
PC30-5	CAT302.7DCR	CAT306E	EX30UR-1/2
PC30-7	CAT303CCR	CAT307	EX35U
PC35-MR	CAT303.5C	CAT307B	EX35-1/2
PC40-7	CAT303.5CCR	CAT307C	EX40UR-1/2/3
PC50	CAT303.5D	CAT307CSB	EX45
PC55	CAT303.5DCR	CAT307D	EX45-2
HYUNDAI	CAT303.5E	CAT307E	EX50
R17	CAT304DCR	CAT307E2	EX50U
R35	CAT304E	CAT308	EX55
R55	CAT304ECR	CAT308B	EX55UR
R60	CAT304.5E2	CAT308C	EX55-2/3
R80-7	CAT305CCR	CAT308D	EX58MU
R80-9	CAT305DCR	CAT308DCR	EX60
			ZX10
			ZX12
			ZX17U
			ZX17U-5N
			ZX20
			ZX22
			ZX26U-5N
			ZX27U
			ZX27U2
			ZX27U3
			ZX30U
			ZX30
			ZX35
			ZX35U
			ZX35U2
			ZX35U3
			ZX35U5
			ZX40
			ZX50
			ZX50U-3
			ZX50U-5
			EC15
			EC20
			EC25
			EC27C
			EC30
			EC35
			EC35C
			EC38
			EC40
			EC55
			EC55B
			EC55C
			EC55D
			EC60C
			ECR28
			ECR38
			ECR58
			ECR88
			ECR88D

MINI EXCAVATOR MODEL TABLE

KOBELCO	KUBOTA	YANMAR	CASE	JCB	BOBCAT	TAKEUCHI
SK17	U10-3/5	KX008-3	VIO10-2/3	SV05	CX16	JS802
SK20	U15	KX010	VIO15/2/3	SV08	CX17	JS803
SK25SR	U17	KX015	VIO17/2/3	SV09	CX18	JCB803
SK30	U20	KX016	VIO20-2/3	SV10	CX20	JS804
SK35SR	U25/S	KX018	VIO25/4	SV15/CR	CX22	JS8010
SK45SR	U30/-3	KX019	VIO27	SV15PR	CX27B	JS8015
SK55SR	U35/S/2S	KX027	VIO27-2/3	SV16	CX30	JS8020
	U35/3/3S/4	KX030	VIO27-4/5	SV17/CR	CX31	JS8025
JOHN DEERER	U36	KX033-4	VIO30-1/2/3	SV17CRE	CX33	JS8035
JD17	U45/-3/S/ST	KX36/-2	VIO35	SV17EX	CX35	JS8050
JD27	U48-4	KX040	VIO35-2/3	SV18	CX36BCX	JS8060
JD35	U50	KX41/-2/3	VIO35-5/6A		CX50B	JS8080
JD50	U50-3	KX050	VIO40/2/3	B37	CX55B/MSR	
	U55	KX057	VIO45/5/6A	B50	CX75C/SR	
MITSUBISHI	U55-4	KX061	VIO50/2/3	B50V	CX80C/LX	
MM25		KX071-2/3	VIO505/6A	B50-1/2/2B	CX85C	
MM30	KH025	KX080/-3/4	VIO55/5/6A	YM30		
MM40	KH27	KX080/3T/4S	VIO70/2			
MM45	KH30	KX91-3	VIO75/5	C20		
	KH35	KX121-3	VIO80	C25		
	KH040	KX161-3/3SS		C30		
	KH45	KX161-3ST		C50		
						X225
						E16
						E17
						E19
						E20
						E25
						E26
						E32
						E35
						E42
						E45
						E50
						E55
						E60
						E62
						E80
						E85
						TB014
						TB015
						TB016
						TB020
						TB025
						TB035
						TB045
						TB53
						TB125
						TB135
						TB138
						TB145
						TB153
						TB175
						TB180
						TB219
						TB228
						TB235
						TB250
						TB300

SKID STEER LOADER

TRACK ROLLER



SKID STEER LOADER

IDLER • SPROCKET



MINI EXCAVATOR、SKID STEER LOADER TRACK ASSEMBLY



SKID STEER LOADER MODEL TABLE

KOMATSU	YANMAR	JCB	CASE	BOBCAT	TAKEUCHI	NEW HOLLAND		
CK30	C20R	1CXT	CT420	CK13	MT50	T250	TL6R	C175
CK35	C25R	150T	CT440	CK15	MT52	T300	TL8	C180
	C30R/-1/2	150TR	CT445	CK36	MT55	T320	TL8R	C185
	C50R/-1/2/3	180T	CT450	CK38	MT80	T450	TL10	C190
		190T		CK50	MT85	T550	TL12	C195
		200T	TV380	CK52	MT100	T590	TL126	C227
		205T	TV450	CK62	T62	T595	TL130	C232
		225T			T64	T630	TL140	C234
		260T	TR270		T66	T650	TL150	C238
		270T	TR310		T76	T730	TL230	C245
		280T	TR320		T110	T740	TL240	C332
		300T	TR340		T140	T750	TL250	C337
		320T	TR370		T180	T770		LT185
		325T			T190	T864		LT190
		330T			T200	T870		
		3TS-8T						
		1100T						
		1110T						

CATERPILLAR JOHN DEERER

CAT239D
CAT249D
CAT259B3/D
CAT259DLRC
CAT279C/D
CAT289C/D
CAT299C/D/DXHP

CT317
CT319
CT322

HITACHI KUBOTA


CG45-1/2
CG65/C/D
CG-70
CG-100
CG-110

SVL65
SVL75
SVL90
SVL95
SVL97



BULLDOZER

TRACK ROLLER • CARRIER ROLLER




BULLDOZER

IDLER • SEGMENT



BULLDOZER

LUBRICATED CHAIN LINK



Seals, oil plug, bushing and other components are imported from South Korea. High quality sealing parts can maximum the shelf life of oil chain.



Lubricated chain pin must be filled with lubrication oil so as to protect from bad working environment and not only resist high temperature, but ensure strong wearing-resistance.

BULLDOZER MODEL TABLE



KOMATSU		CATERPILLAR			SHANTUI
D20	D85A-18	D2	D6H	D10N	SD16
D21	D85C-21	D3	D6R	D10R	SD22
D30	D85A-21	D3B	D6B	D10T	SD23
D31	D85E-21	D3C	D6HLGP	D11N	SD32
D31PX-21	D85EX-15	D4	D6M	D11R	SD42
D39PX-21	D85P-21	D4C	D6N		
D40	D155A-1	D4D	D7G		
D41A-6	D155AX-3	D4E	D7E		
D41P-6	D155AX-5	D4H	D7F		
D50	D155AX-6	D5	D7R		
D53	D155C-1	D5B	D7H		
D61EX-12	D275A-2	D5G	D8R		
D61PX-12	D275A-5	D5H	D8N		
D65A-8	D355A-1	D5M	D8K		
D65E-8	D355A-3/5	D5C	D8L		
D65E-12	D375A-2	D5N XL	D9N		
D65PX-12	D375A-5	D6	D9R		
D65EX-15	D475	D6D	D9T		
D65PX-15		D6C	D9L		

EXCAVATOR

TRACK ROLLER • CARRIER ROLLER



EXCAVATOR



EXCAVATOR

TRACK CHAIN ASSY



EXCAVATOR, BULLDOZER

TRACK CYLINDER





BUCKET LINK

LINK ROD

BUCKET EAR、LINK BUSHING



LINK GUARD





BUCKET BUSH

BUCKET PIN



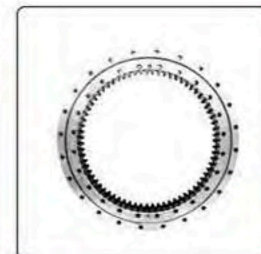
斗齿 Bucket Teeth



斗齿销 Tooth Pin



刀角刀板 Cutting Edge/ End Bits




回转支承 Slewing Bearing



挖臂油缸 Hydraulic Cylinder



油封 Seal Kit



挖斗 Bucket



挖臂 Boom And Arm



破碎锤 Breaker



抓木器 Log Grapple



粉碎钳 Crushing Pliers




快速连接器 Quick Coupler



液压泵 Hydraulic Pump



行走马达 Traveling Motor




发动机 Engine



滤芯 Filter Element



驾驶室 Cab



压链机 Chain Press

EXCAVATOR MODEL TABLE



KOMATSU	CATERPILLAR		HITACHI			HYUNDAI
PC60	CAT205	E70	EX60	ZX110	UH063	R140-7
PC71	CAT215	E70B	EX100	ZX120	UH083	R160-7
PC80	CAT225	E110B	EX120	ZX180	UH121	R180-7
PC100	CAT235	E120	EX135	ZX200	FH120	R200
PC120/3	CAT302.5	E120B	EX150	ZX200-5G	FH150	R200-3
PC130	CAT307	E200B	EX165	ZX210	FH200	R210LC-7
PC150	CAT311	E240	EX200-1	ZX230	FH200-3	R210LC-9
PC180	CAT312	E320	EX200-2	ZX200	FH220	R220LC-7
PC200-1/3/5	CAT315	E450	EX200-3	ZX200-3	FH220-3	R220LC-9s
PC200-6/7/8	CAT320		EX200-5	ZX240	FH300	R229
PC210	CAT322		EX215	ZX240-3	FH330	R250
PC220	CAT325		EX235	ZX270	FH400	R290-3
PC240	CAT330		EX220	ZX270-3		R290LC-7
PC300-5/6	CAT345		EX270	ZX280		R300LC-9S
PC300-7/8	CAT336		EX285LC	ZX280-3		R305-7
PC360	CAT385		EX300	ZX330/3/5G		R320LC-7
PC400-5/6			EX355LC	ZX350/3		R360LC-3
PC400-7/8			EX400	ZX450/3		R360LC-7
PC450			EX450	ZX600		R450LC-7
PC600			EX1200	ZX800		R500LC-7
PC800			EX1800	ZX870LC-3		R520
PC1250						

EXCAVATOR MODEL TABLE

JOHN DEERE	SUMITOMO	DOOSAN	KOBELCO	LIEBHERR	CASE	SAMSUNG	JCB	KATO
690B	SH60	DX55	SK60	HS840	CX130	SE130	JS70	HD250
693B	SH100	DX140	SK100	HS850	CX160	SE210	JS110	HD450
270CLC	SH120	DX180	SK120	HS871	CX210	SE210-2	JS140	HD550
330CLC	SH200	DX225	SK135	R941	CX210B	SE210-3	JS160LC	HD700
550LC	SH280	DX255	SK200-5	R942	CX240	SE280-1	JS200	HD770
110	SH300	DX300	SK200-8	R945	CX290	SE280-2	JS210	HD820
120	SH330-3	DX340LC	SK250	R951	CX290B	SE350LC-1	JS220	HD1023
590D	SH340	DH55	SK250-8	R952	CX330	SE350LC-2	JS240	HD1250
590E	SH430	DH180	SK330-8	R954	CX350	MX8	JS260	HD1430
370	SH450-3	DH200	SK350	R961	CX460	MX222	JS330	HD1638
450DLC	LS265	DH220	SK390	HS852	CASE 9020	MX10		
892DLC	LS-2800FJ/FJ2	DH280	SK500	R900	CX360			
650DLC	LS-4300	DH450	SK650	R902B				
850DLC	LS-5800	Solar 55	SK850	R922LC				
85C		Solar 130LC-V	SK020SR	R313				
		Solar 225LC-V	SK035SR	R901C				
		Solar 255LC-V	SK045SR	R921C				
		Solar 290LC-V	SK030	R982LC				
		Solar 300	SK045	R932HDSL				
		Solar 330LC-V	K907A	R965B				
		Solar 340LC-V	SK09N2					
		Solar 450	SK07N2					

VOLVO	MITSUBISHI	NEW HOLLAND	FIAT ALLIS
EC55	MS70	E135	FL4
EC140	MS110	E165	FL6
EC210	MS180	E215	FL8
EC240	MS240	E235	FL10
EC290	MS270		FL12
EC360	MS350		FL14C
EC460	MS380		
EC700			
EC950			